
























Communication and Collaboration: Communicating Online

<p>National Curriculum Understand computer networks including the Internet; how they can provide multiple services, such as the World Wide Web; and the opportunities they offer for communication and collaboration.</p> <p>Use technology safely, respectfully and responsibly; recognise acceptable/unacceptable behaviour; identify a range of ways to report concerns about content and contact.</p> <p>Aims To explore the different ways we can communicate online. To understand the positives and negatives of communicating online.</p>		<p>Lesson Duration It is estimated that this lesson will take approximately 60 minutes.</p> 
<p>Success Criteria I can identify different forms of online communication. I can discuss the differences between online and offline communication. I can explain the positive and negative aspects of online communication.</p>	<p>Key Vocabulary Communication, Internet, online communication, online communities, technology.</p>	
<p>Resources Lesson Pack</p> <p>Sticky notes Scissors Glue</p>	<p>Preparation - one per pair</p> <p>Communication Game Activity Sheet - one per pair</p> <p>Differentiated Communicating Online Activity Sheet - as required</p> <p>Classroom Timer</p> <p>In order to activate prior knowledge and develop a purpose for learning through interests, we recommend you begin the _____ prior to starting this unit.</p>	

Prior Learning: It will be helpful if children have accessed _____, having learnt how information travels through the Internet. This will help them to better understand how we use the Internet to communicate online.

Learning Sequence:


	<p>Knowledge Organiser: Introduce the topic and Knowledge Organiser. Explain that the Knowledge Organiser has all the key information and vocabulary that the children will need to learn and understand by the end of this unit. Look through this together discussing what they already know and underline words that they don't yet know. We recommend completing one per pair at LKS2.</p>	
	<p>What Is Communication?: Using the Lesson Presentation, ask children what they think the word 'communication' means. Explain that communication is the way in which we interact with other people to convey a message. Discuss the different types of communication (written, verbal and physical). Give the children a few sticky notes and set a timer for three minutes. Ask the children to think of as many methods of communication that they can think of and stick their sticky notes on a display board. Once complete, share the ideas with the class. Refer to the Lesson Presentation for examples of communication.</p>	
	<p>Communication Game: Play the Communication Game using the Communication Game Activity Sheet. Once the children have completed the activity, use the questions on the Lesson Presentation to prompt discussion on how they communicated and how effective it was.</p>	
	<p>What Is Online Communication?: Ask children what they think 'online communication' means. Using the Lesson Presentation, explain that 'online communication' is the way we interact with other people using technology over the Internet.</p>	
	<p>How Do We Communicate Online?: Talk about the different ways to communicate online. Can children suggest different methods of online communication? Refer to the Lesson Presentation for examples. Can the children explain the difference between online communication and offline communication?</p>	
	<p>Formal vs Informal: Discuss that some methods are appropriate for personal, informal uses, such as instant messaging and other methods are more appropriate for formal uses, such as emails in the workplace. Using the Lesson Presentation, sort the different forms of communication into formal and informal.</p>	

	<p>Online Communication: Discuss the differences between how people behave online versus offline. Using the Lesson Presentation, explain the importance of being kind online and discuss the suggested rule to follow: if you wouldn't say it offline, don't say it online. Can children suggest ways on how to communicate online kindly?</p>	
	<p>Positives and Negatives of Online Communication: Ask the children to think about the positive aspects and the negative aspects of online communication. Use the Lesson Presentation to discuss these points and encourage discussion around each aspect. This would be a good opportunity to discuss some elements of online safety.</p>	
	<p>Communicating Online: Children complete the differentiated Communicating Online Activity Sheet, considering the positive and negative aspects of communicating online as discussed in the lesson. Children will need to consider different methods of online communication when listing the positives and negatives. Can children explain their views about online communication and its effectiveness?</p> <div style="display: flex; justify-content: space-around;"> <div data-bbox="215 481 582 616">  <p>Children will cut out the statements and sort them into either the positives or the negatives of communicating online.</p> </div> <div data-bbox="614 481 933 683">  <p>Children will need to identify the positives and negatives of communicating online. They must give examples of communication.</p> </div> <div data-bbox="997 481 1380 840">  <p>Children will explore the positives and negatives of communicating online, justifying and explaining their ideas. Children should be encouraged to include the most appropriate forms of online communication in their answer. Children will then consider scenarios for when online or offline communication is most appropriate and explain why.</p> </div> </div>	
	<p>Check: Using the Lesson Presentation, display prompt question for the children to think about and discuss.</p>	

Exploreit
Organiseit: Children write a list of as many methods of communication that they can think of and organise them into online communication and offline communication.
Designit: Children design a poster or display showing rules for how to communicate online safely.

Assessment Notes:

Disclaimer:
 Activities listed within the resource (including, but not limited to, using sharp items such as scissors or other tools) should always be supervised by an appropriate adult. By using this resource, you acknowledge that it is the responsibility of supervising adults to ensure the safety of children in their care and that we will accept no liability as a result of the activity.



Computing

Communication and Collaboration

Communicating Online



Question Marks

**This is Quizby.
He is a question mark who
loves to ask questions.**



When you see a question mark icon like this in the **Lesson Presentation**, it can be clicked on to reveal one of Quizby's questions.



The questions that appear next to these question marks will help you to think about the key learning throughout the lesson.

Aims

- To explore the different ways we can communicate online.
- To understand the positives and negatives of communicating online.

Success Criteria

- I can identify different forms of online communication.
- I can discuss the differences between online and offline communication.
- I can explain the positive and negative aspects of online communication.

Knowledge Organiser

The key pieces of information that you will learn during this unit have been gathered together on a **Knowledge Organiser**. Discuss it with your partner.

Here are some questions you might want to think about as you read through the **Knowledge Organiser**:

Why do I need to know this information?

Do I have any questions after reading this Knowledge Organiser?

Is there anything here I do not understand?

Did I know any of these facts before I saw this?

What activities might we do to learn more about these things?

Which of these facts will be most difficult for me to remember?

What Is Communication?

Communication

The way in which we interact with other people to convey a message.



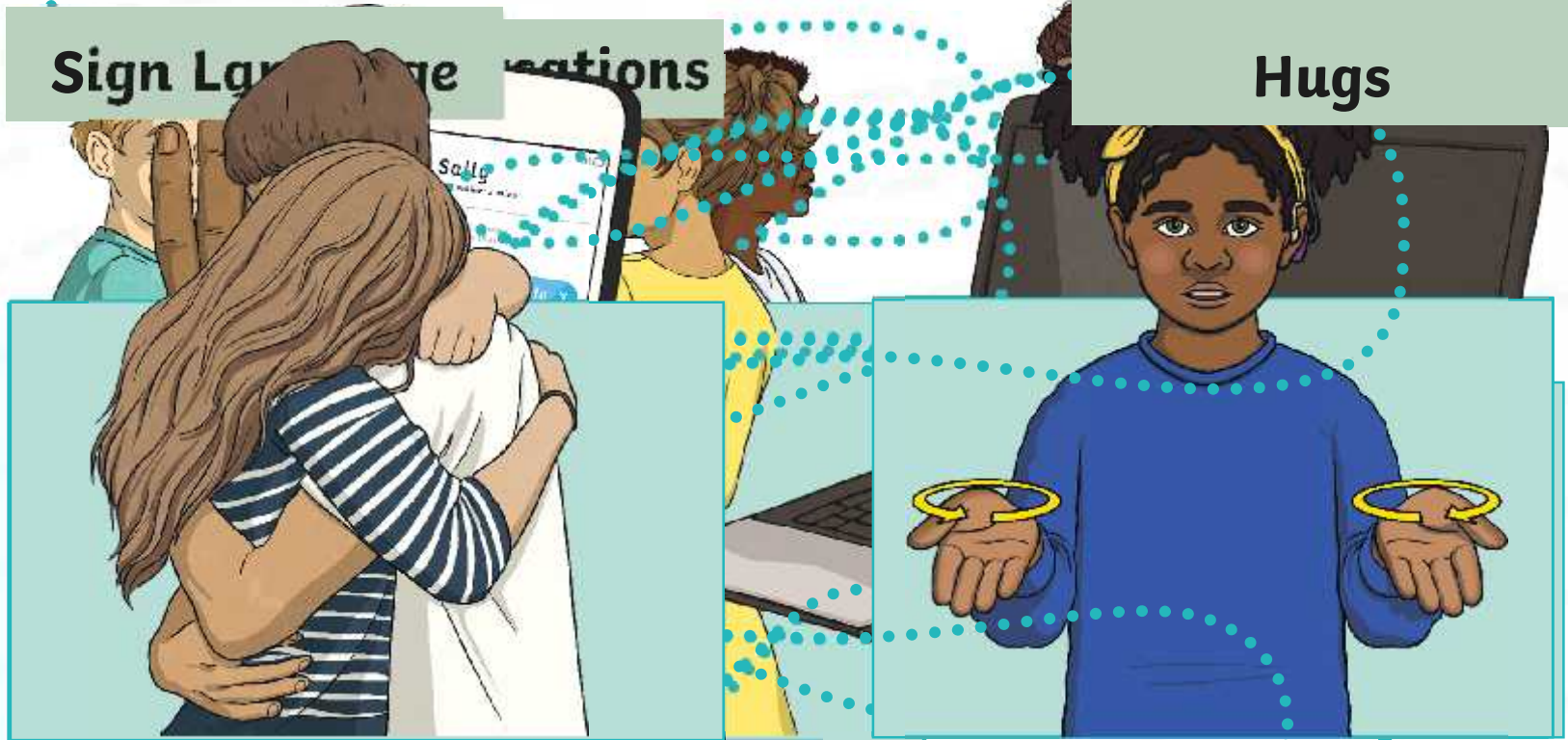
What Is Communication?

There are many ways we communicate with others.
How many different ways of communicating can you think of?



What Is Communication?

There are many ways we communicate with others.
How many different ways can you think of?



What Is Communication?

Can you decide if each example is a written, verbal or physical form of communication?

Talking

Writing a Letter

Laughing

Smiling

Hand Gestures

Waving

Telephone Conversations

Text Messages

Hugs

Emails

High Five

Sign Language

Communication Game

For this activity, you will need to work with a partner.
One of you will be the **listener** and the other will be the **speaker**.



Communication Game Questions

Discuss these questions with your partner.



Speaker:

What would each of you do differently to make it easier to communicate with each other next time?

Can you explain why clear communication is important?

What did you do to make sure instructions were clear?
How did you make sure you did not have your partner repeat instructions in any way?

Listener:

Did your partner's instructions were clear?

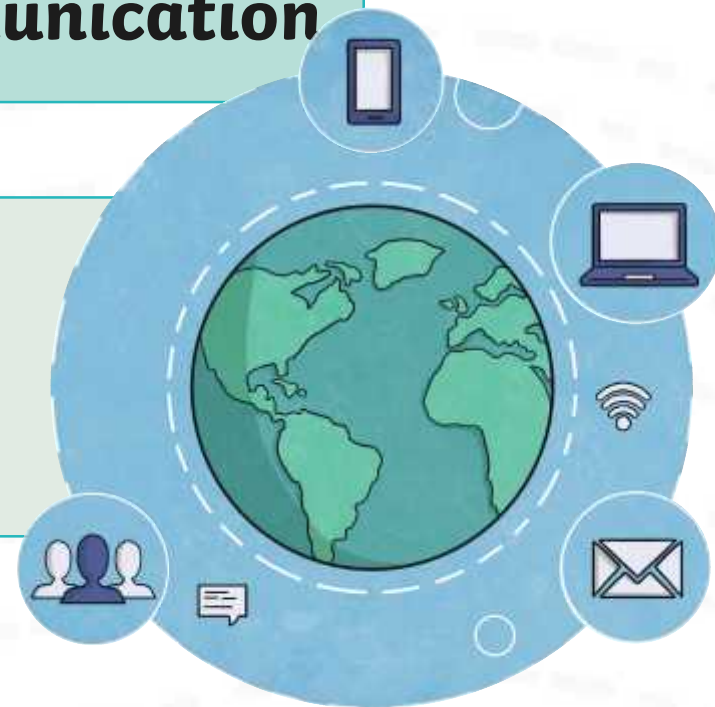
How did it feel to not be able to communicate with your partner in any way?



What Is Online Communication?

Online Communication

The way in which we interact with other people using technology over the Internet.



How Do We Communicate Online?

There are many ways we communicate with others online.
How many different ways of communicating online can you think of?



How Do We Communicate Online?

How many different ways of communicating online can you think of?

Chat Forums

Learning Platforms



X

Can you explain the difference between offline communication and online communication?



Formal vs Informal

Formal	Informal



- email
- instant messaging
- blog
- social media
- video
- gaming
- chat forums
- learning platforms

Can you think of any more?

Online Communication

Through communicating online, sometimes we are unable to see facial expressions and hear the tone of voice. We may interpret messages differently from the way they were intended. Therefore, it is important to be mindful of what we say and how we say it.

A good rule to follow is, **if you wouldn't say it offline, you shouldn't say it online.**

Remember, words can be just as hurtful online.

How might a message be interpreted differently online compared to offline?



Think about facial expressions and body language.

Can you suggest ways on how to communicate online kindly?

Positives of Online Communication

What do you think the positives of online communication are?

can keep in contact with your family and friends wherever you are

discover online communities where you can safely communicate your interests and hobbies

share pictures and videos with your friends and family

you can use lots of different types of devices

cheaper than making a phone call

quick way to contact someone

share memories with loved ones



Negatives of Online Communication

What do you think the negatives of online communication are?

anyone can send you anything and it might be something you do not like

you do not always know if people are who they say

you could fall victim to scams

you could get a virus on your device

people can be rude and unkind

technology is not always reliable



Communicating Online

Complete the **Communicating Online Activity Sheet**, thinking about the positives and negatives of online communication.

Communicating Online

To understand the positives and negatives of communicating online.

Cut the statements below and stick them into the table below, thinking about what the positives and negatives of it are.

Positives of Communicating Online	Negatives of Communicating Online

you can keep in contact with your family and friends whenever you are

you can send your family and friends photos and videos whenever you want

you don't always know if people are who they say they are

you could fall victim to scams

it's a quick way to contact someone

you can send photos and videos with your family and friends

you can use a lot of different types of devices

Communicating Online

To understand the positives and negatives of communicating online.

Write some positives and negatives of online communication. Think about how and why people communicate online.

Positives of Communicating Online	Examples of Communication	Negatives of Communicating Online
eg. you can keep in contact with your family and friends wherever you are	Video chat Text messages	eg. people can be rude

Communicating Online

To understand the positives and negatives of communicating online.

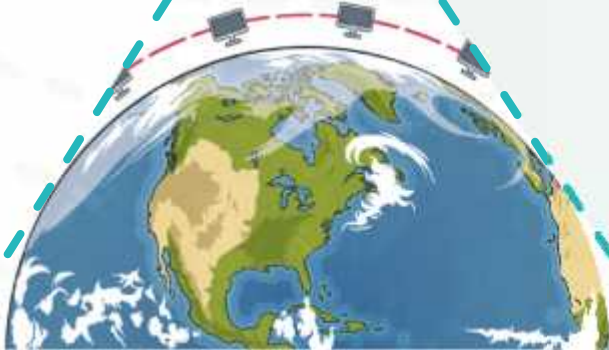
Write some positives and negatives of online communication in the columns below. Justify and explain your answers, thinking about how and why people communicate online.

Positives of Communicating Online	Negatives of Communicating Online

Check



Do you prefer communicating online or offline? Explain why.




Aims

- To explore the different ways we can communicate online.
- To understand the positives and negatives of communicating online.

Success Criteria

- I can identify different forms of online communication.
- I can discuss the differences between online and offline communication.
- I can explain the positive and negative aspects of online communication.



Disclaimers

Social Media

This resource/information is not intended to encourage social media use and we cannot accept any responsibility for pupils that sign up to social media sites after using this resource/information.

Scissors

To ensure the safety of the children in your setting, it is your responsibility to assess whether adult supervision or other appropriate safety measures are required when using scissors

Communicating Online

To understand the positives and negatives of communicating online.



Cut out the statements and stick them in the correct column, considering what the positives and negatives of communicating online are.

Positives of Communicating Online	Negatives of Communicating Online

Communicating Online

can keep in contact with your family and friends wherever you are

discover online communities where you can safely communicate your interests and hobbies

anyone can send you anything and it might be something you do not like

share memories with loved ones

you do not always know if people are who they say

people can be rude and unkind

you could fall victim to scams

technology is not always reliable

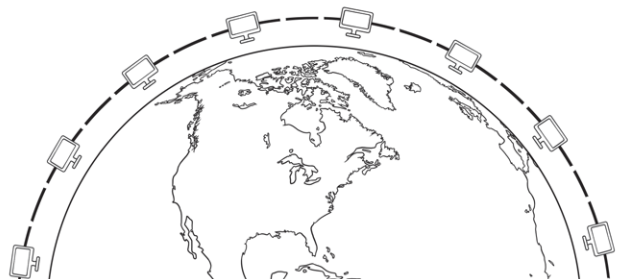
quick way to contact someone

you could get a virus on your device

share pictures and videos with your friends and family

cheaper than making a phone call

you can use lots of different types of devices



Communicating Online

To understand the positives and negatives of communicating online.



Write some positives and negatives of online communication in the columns below.
Think about how and why people communicate online.

Positives of Communicating Online	Examples of Communication	Negatives of Communicating Online	Examples of Communication
e.g. can keep in contact with your family and friends wherever you are	video calling instant messaging social media	e.g. people can be rude and unkind	email social media chat forums

Communicating Online

To understand the positives and negatives of communicating online.



Write some positives and negatives of online communication in the columns below. Justify and explain your answers, thinking about how and why people communicate online. Then, think about situations when online communication or offline communication is most appropriate and explain why.

Positives of Communicating Online	Negatives of Communicating Online

Can you think of a situation when it would be better to communicate online?
Explain your answer.

Can you think of a situation when it would be better to communicate offline?
Explain your answer.

Communicating Online Answers

To understand the positives and negatives of communicating online.



Cut out the statements and stick them in the correct column, considering what the positives and negatives of communicating online are.

Positives of Communicating Online	Negatives of Communicating Online
can keep in contact with your family and friends wherever you are	you do not always know if people are who they say
discover online communities where you can safely communicate your interests and hobbies	anyone can send you anything and it might be something you do not like
share pictures and videos with your friends and family	people can be rude and unkind
share memories with loved ones	you could fall victim to scams
you can use lots of different types of devices	technology is not always reliable
quick way to contact someone	you could get a virus on your device
cheaper than making a phone call	

Communicating Online Answers

To understand the positives and negatives of communicating online.



Write some positives and negatives of online communication in the columns below. Think about how and why people communicate online.

Positives of Communicating Online	Examples of Communication	Negatives of Communicating Online	Examples of Communication
e.g. can keep in contact with your family and friends wherever you are	video calling instant messaging social media	e.g. people can be rude and unkind	email social media chat forums
discover online communities where you can safely communicate your interests and hobbies	chat forums blogs gaming	you do not always know if people are who they say	chat forums gaming
share pictures and videos with your friends and family	email social media	anyone can send you anything and it might be something you do not like	email instant messaging
you can use lots of different types of devices	gaming social media video calling	you could fall victim to scams	instant messaging email
quick way to contact someone	video calling instant messaging	technology is not always reliable	email gaming
cheaper than making a phone call	email social media	you could get a virus on your device	email chat forums social media

Communicating Online Answers

To understand the positives and negatives of communicating online.



Write some positives and negatives of online communication in the columns below. Justify and explain your answers, thinking about how and why people communicate online. Then, think about situations when online communication or offline communication is most appropriate and explain why.

Positives of Communicating Online	Negatives of Communicating Online
<p>Pupils' own responses, such as:</p> <p>You could keep in contact with your family and friends wherever you are using video chat. This means that if they have moved to a different country or you do not see them as often, you can still keep in touch.</p>	<p>Pupils' own responses, such as:</p> <p>You could fall victim to scams when opening emails from unknown senders. This means that your personal information could be stolen or your device might get a virus.</p>

Can you think of a situation when it would be better to communicate online?
Explain your answer.

Pupils' own responses, such as: It would be better to communicate online when sharing photos and videos of memories with family members through email because they can save them and keep them.

Can you think of a situation when it would be better to communicate offline?
Explain your answer.

Pupils' own responses, such as: It would be better to communicate offline when learning in school instead of using learning platforms because you can ask your teacher for help and work with your friends together on a project .

Disclaimers

Social Media

This resource/information is not intended to encourage social media use and we cannot accept any responsibility for pupils that sign up to social media sites after using this resource/information.

Scissors

To ensure the safety of the children in your setting, it is your responsibility to assess whether adult supervision or other appropriate safety measures are required when using scissors

Communicating Online

To understand the positives and negatives of communicating online.



Cut out the statements and stick them in the correct column, considering what the positives and negatives of communicating online are.

Positives of Communicating Online	Negatives of Communicating Online

Communicating Online

can keep in contact with your family and friends wherever you are

discover online communities where you can safely communicate your interests and hobbies

anyone can send you anything and it might be something you do not like

share memories with loved ones

you do not always know if people are who they say

people can be rude and unkind

you could fall victim to scams

technology is not always reliable

quick way to contact someone

you could get a virus on your device

share pictures and videos with your friends and family

cheaper than making a phone call

you can use lots of different types of devices



Communicating Online

To understand the positives and negatives of communicating online.



Write some positives and negatives of online communication in the columns below.
Think about how and why people communicate online.

Positives of Communicating Online	Examples of Communication	Negatives of Communicating Online	Examples of Communication
e.g. can keep in contact with your family and friends wherever you are	video calling instant messaging social media	e.g. people can be rude and unkind	email social media chat forums

Communicating Online

To understand the positives and negatives of communicating online.



Write some positives and negatives of online communication in the columns below. Justify and explain your answers, thinking about how and why people communicate online. Then, think about situations when online communication or offline communication is most appropriate and explain why.

Positives of Communicating Online	Negatives of Communicating Online

Can you think of a situation when it would be better to communicate online?
Explain your answer.

Can you think of a situation when it would be better to communicate offline?
Explain your answer.

Communicating Online Answers

To understand the positives and negatives of communicating online.



Cut out the statements and stick them in the correct column, considering what the positives and negatives of communicating online are.

Positives of Communicating Online	Negatives of Communicating Online
can keep in contact with your family and friends wherever you are	you do not always know if people are who they say
discover online communities where you can safely communicate your interests and hobbies	anyone can send you anything and it might be something you do not like
share pictures and videos with your friends and family	people can be rude and unkind
share memories with loved ones	you could fall victim to scams
you can use lots of different types of devices	technology is not always reliable
quick way to contact someone	you could get a virus on your device
cheaper than making a phone call	

Communicating Online Answers

To understand the positives and negatives of communicating online.



Write some positives and negatives of online communication in the columns below. Think about how and why people communicate online.

Positives of Communicating Online	Examples of Communication	Negatives of Communicating Online	Examples of Communication
e.g. can keep in contact with your family and friends wherever you are	video calling instant messaging social media	e.g. people can be rude and unkind	email social media chat forums
discover online communities where you can safely communicate your interests and hobbies	chat forums blogs gaming	you do not always know if people are who they say	chat forums gaming
share pictures and videos with your friends and family	email social media	anyone can send you anything and it might be something you do not like	email instant messaging
you can use lots of different types of devices	gaming social media video calling	you could fall victim to scams	instant messaging email
quick way to contact someone	video calling instant messaging	technology is not always reliable	email gaming
cheaper than making a phone call	email social media	you could get a virus on your device	email chat forums social media

Communicating Online Answers

To understand the positives and negatives of communicating online.



Write some positives and negatives of online communication in the columns below. Justify and explain your answers, thinking about how and why people communicate online. Then, think about situations when online communication or offline communication is most appropriate and explain why.

Positives of Communicating Online	Negatives of Communicating Online
<p>Pupils' own responses, such as:</p> <p>You could keep in contact with your family and friends wherever you are using video chat. This means that if they have moved to a different country or you do not see them as often, you can still keep in touch.</p>	<p>Pupils' own responses, such as:</p> <p>You could fall victim to scams when opening emails from unknown senders. This means that your personal information could be stolen or your device might get a virus.</p>

Can you think of a situation when it would be better to communicate online?
Explain your answer.

Pupils' own responses, such as: It would be better to communicate online when sharing photos and videos of memories with family members through email because they can save them and keep them.

Can you think of a situation when it would be better to communicate offline?
Explain your answer.

Pupils' own responses, such as: It would be better to communicate offline when learning in school instead of using learning platforms because you can ask your teacher for help and work with your friends together on a project .

Communication Game

Sit back to back with your partner. One person (the speaker) needs this Communication Game activity sheet and the other person (the listener) needs a pencil and some paper. They may need something to lean on.

The listener must not be able to see the speaker or speak to the speaker.

The speaker must describe the picture to the listener but cannot say exactly what it is.

You can use the word bank to help you.



triangle	star
circle	above
inside	heart

The listener must draw the picture following the speaker's instructions.

Once the speaker has finished, you can both turn back round and compare the pictures.

Now you have finished, what do you notice?



Communication Game

Sit back to back with your partner. One person (the speaker) needs this Communication Game activity sheet and the other person (the listener) needs a pencil and some paper. They may need something to lean on.

The listener must not be able to see the speaker or speak to the speaker.

The speaker must describe the picture to the listener but cannot say exactly what it is.

You can use the word bank to help you.



triangle	star
circle	above
inside	heart



The listener must draw the picture following the speaker's instructions.

Once the speaker has finished, you can both turn back round and compare the pictures.

Now you have finished, what do you notice?

